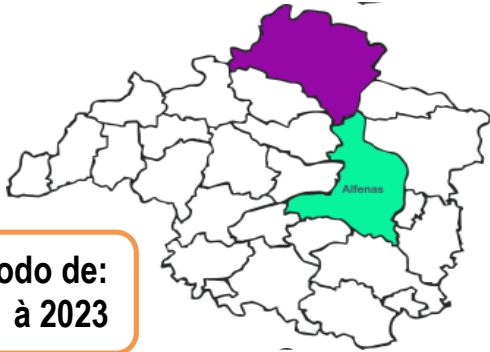


CARMO DO RIO CLARO - MG



Habitantes
21.310
% atendidos
0,2% aa
% tratados
0,0% aa

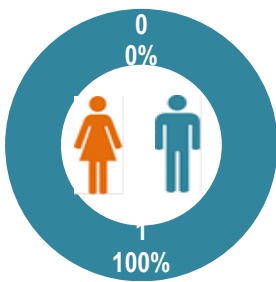


134
consultas



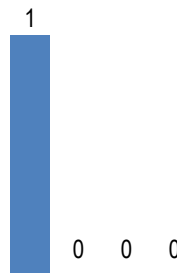
1
tratamentos

Período de:
2021 à 2023



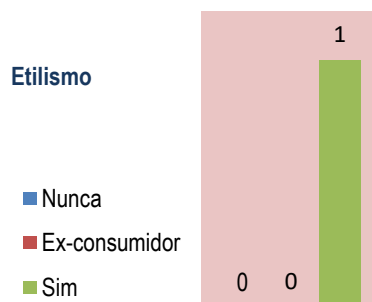
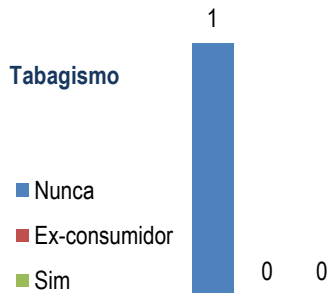
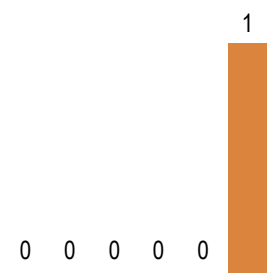
Raça

- branca
- preta
- amarela
- parda



Faixa etária

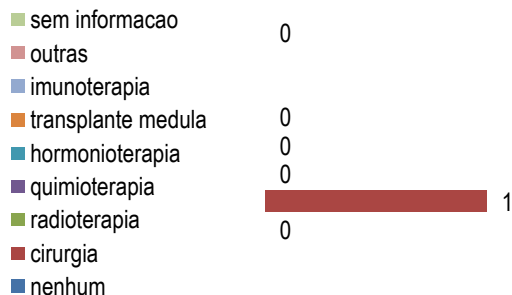
- 0 a 24
- 25 a 34
- 35 a 44
- 45 a 54
- 55 a 65
- >65



Tratamentos



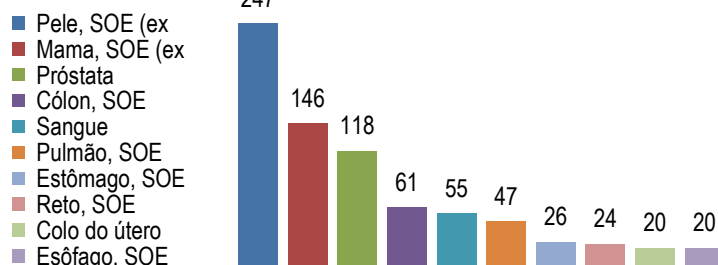
Primeiro tratamento recebido



Estadiamento



10 Mais tratados



Óbitos

